


Coilmaster®

COILMASTER

RGBA 2547
TGT 42
LGM 00

N20
G22 00H

ENT PROC 2547.63



 High Current Inductor

 SMD Power Inductor

 Common Mode Choke

 Transformer

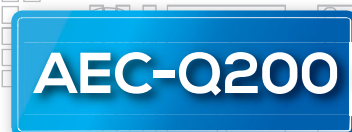
 Through Hole Inductor

 LAN Magnetics

General Stipulations for Coils Use

Please be sure that you carefully discuss your planned purchase with our sales division if you intend to use the products in this brochure / catalog under conditions where particularly extreme standard of reliability are required, or if you intend to use products for applications other than those listed in this brochure / catalog.



- 1.The specification is subject to change without prior notices as it deems necessary to reflect improvements or changes.
- 2.Products should not be kept in unsuitable storage conditions, such as areas susceptible to high humidity, high temperatures, dust or corrosion.
- 3.Do not use the products in a place where dew condenses. Since dew condensation may be caused by temperature change, please pay special attention when using products in a sealed condition.
- 4.Do not touch electrodes directly with bare hands as oil secretions may inhibit soldering. Always ensure optimum conditions for soldering.
- 5.Always handle products with care.
- 6.Do not bend the terminals or subject them to excessive stress.
- 7.Please ensure that all the terminals and case lugs are completely fixed with solder onto PCB.
- 8.Ensure the tuning slug or cap is not fixed by solder flux during the production process.
- 9.Avoid placing coils near the edge of the PCB.
- 10.Refrain from rinsing coils. If necessary, please consult with our company.
- 11.Our SMD coils are designed for automatic mounting. Please be careful if soldering by hand.
- 12.Do not touch any exposed winding part and avoid coming into contact with the guide of electrode in automatic mounting.
- 13.Our specifications limit the quality of the component as a single unit. Please ensure the component is thoroughly evaluated in your application circuit.
- 14.All products are lead-free with RoHS compliant and Halogen Free.



INDUCTOR SELECTION GUIDE

High Current Power Inductors

Coilmaster Electronics have complete production line in field of high current power inductors could use to design in power supply inductor, high saturate current inductor, high power inductor, or other circuit which may require a power inductor.

TYPE		DIMENSIONS (mm) Max.	Structure	INDUCTANCE RANGE	RATED DC CURRENT	SMT / THT
Size		(L)x(W)x(Ht)		0 10 100 1,000		
SEP2010EE		2.0x1.6x1.0	Shielded Geschirmt	0.24uH - 2.2uH	1.6A-6.0A	SMT
SEP2510EE		2.5x2.0x1.0	Shielded Geschirmt	0.33uH - 4.7uH	1.8A-5.7A	SMT
SEP2512EE		2.5x2.0x1.2	Shielded Geschirmt	0.33uH - 4.7uH	1.8A-6.4A	SMT
SEP3012ET		3.2x3.2x1.2	Shielded Geschirmt	0.33uH - 6.8uH	2.4A-11.1A	SMT
SEP3015ET		3.2x3.2x1.5	Shielded Geschirmt	1.0uH - 4.7uH	1.17A-6.0A	SMT
Size		(L)x(W)x(Ht)	Structure	INDUCTANCE RANGE	RATED DC CURRENT	SMT / THT
SEP0412EB		4.45x4.06x1.2	Shielded Geschirmt	0.047uH - 1.0uH	7.0A-32.0A	SMT
SEP0412EC		4.45x4.06x1.2	Shielded Geschirmt	0.10uH - 2.2uH	8.5A-32.0A	SMT
SEP0402EB		5.0x4.4x2.0	Shielded Geschirmt	0.10uH - 2.2uH	6.0A-35.0A	SMT
SEP0402EC		5.0x4.4x2.1	Shielded Geschirmt	0.10uH - 4.7uH	1.75A-12.0A	SMT
SEP0512E		5.49x5.18x1.2	Shielded Geschirmt	0.20uH - 10uH	1.8A-11.5A	SMT
SEP0512EB		5.49x5.18x1.2	Shielded Geschirmt	0.10uH - 4.7uH	4.4A-35.0A	SMT
SEP0515E		5.9x5.45x1.5	Shielded Geschirmt	0.33uH - 10uH	2.3-16.0A	SMT
SEP0502EB		5.75x5.45x2.0	Shielded Geschirmt	0.10uH - 10uH	4.0A-45.0A	SMT

INDUCTOR SELECTION GUIDE

High Current Power Inductors

Coilmaster Electronics have complete production line in field of high current power inductors could use to design in power supply inductor, high saturate current inductor, high power inductor, or other circuit which may require a power inductor.

TYPE		DIMENSIONS (mm) Max.	Structure	INDUCTANCE RANGE	RATED DC CURRENT	SMT / THT
Size		(L)x(W)x(Ht)				
SEP0502EC		5.75x5.45x2.0	Shielded Geschirmt		2.0A-25.0A	SMT
SEP0503EB		5.75x5.45x3.0	Shielded Geschirmt		2.5A-27.0A	SMT
SEP0503EC		5.75x5.45x3.0	Shielded Geschirmt		1.7A-25.0A	SMT
SEP0612E		7.5x6.8x1.25	Shielded Geschirmt		2.2A-11.0A	SMT
SEP0615E		7.5x6.8x1.5	Shielded Geschirmt		2.8A-22.0A	SMT
SEP0618E		7.5x6.8x1.8	Shielded Geschirmt		8.0A-40.0A	SMT
SEP0602EB		7.5x6.8x2.4	Shielded Geschirmt		5.0A-19.0A	SMT
SEP0603EB		7.5x6.8x3.0	Shielded Geschirmt		7.0A-60.0A	SMT
SEP0603EC		7.5x6.8x3.0	Shielded Geschirmt		3.5A-9.5A	SMT
SEP0604EB		7.5x6.8x4.0	Shielded Geschirmt		6.0A-22.0A	SMT
SEP0605EB		7.5x6.8x5.0	Shielded Geschirmt		4.5A-12.0A	SMT
SEP1003E		11.5x10.5x3.0	Shielded Geschirmt		8.0A-40.0A	SMT
SEP1004EB		12.5x11x4.0	Shielded Geschirmt		12.0A-90.0A	SMT
SEP1004EC		12.5x11x4.0	Shielded Geschirmt		2.25A-46.0A	SMT

INDUCTOR SELECTION GUIDE

High Current Power Inductors

Coilmaster Electronics have complete production line in field of high current power inductors could use to design in power supply inductor, high saturate current inductor, high power inductor, or other circuit which may require a power inductor.

TYPE		DIMENSIONS (mm) Max.	Structure	INDUCTANCE RANGE	RATED DC CURRENT	SMT / THT
Size		(L)x(W)x(H)				
SEP1005E		12.5x11x5.0	Shielded Geschirmt		6.5A-58.0A	SMT
SEP1204EB		14.2x13.3x3.5	Shielded Geschirmt		14A-84.0A	SMT
SEP1205E		14.2x13.3x5.0	Shielded Geschirmt		16A-118.0A	SMT
SEP1206E		14.2x13.3x5.0	Shielded Geschirmt		12.0A-120.0A	SMT
SEP1707E		17.45x17.15x7.0	Shielded Geschirmt		4.0A-55.0A	SMT
SEP1707EA		17.45x17.15x7.0	Shielded Geschirmt		23.0A-129.0A	SMT

INDUCTOR SELECTION GUIDE

High Current Inductors (Flat Wire)

Flat wire inductor design is much more efficient than using round wire. Due to the focus on high performance partial components for the design, these series has been released for an extended temperature range up to 150 degrees Celsius.

TYPE		DIMENSIONS (mm) Max.	Structure	INDUCTANCE RANGE	RATED DC CURRENT	SMT / THT
Size		(L)x(W)x(Ht)		0 10 100 1,000		
SEP5030EX		5.9x5.7x3.3	Shielded Geschirmt	0 10 100 1,000 0,16uH 4,7uH	6.7A - 31A	SMT
SEP6030EX		6.9x6.7x3.3	Shielded Geschirmt	0 10 100 1,000 0,18uH 3,3uH	12.2A - 39A	SMT
SEP6060EX		6.9x6.7x6.2	Shielded Geschirmt	0 10 100 1,000 4,7uH 10uH	7.6A - 10.5A	SMT
SEP8080EX		9.0x8.5x8.0	Shielded Geschirmt	0 10 100 1,000 0,68uH 10uH	11A - 38A	SMT
SEP1010EX		12.0x10.9x9.2	Shielded Geschirmt	0 10 100 1,000 2,2uH 15uH	15.5A - 32A	SMT
SEP1510EX		16.8x15.8x10	Shielded Geschirmt	0 10 100 1,000 4,7uH 22uH	20A - 42A	SMT
Size		(L)x(W)x(Ht)	Structure	INDUCTANCE RANGE	RATED DC CURRENT	SMT / THT
SER2915		28x28x16	Shielded Geschirmt	0 10 100 1,000 1,5uH 33uH	3.3 A - 100A	SMT
SER2918		28x28x18	Shielded Geschirmt	0 10 100 1,000 3,3uH 33uH	9.6A-93.6A	SMT
Size		(L)x(W)x(Ht)	Structure	INDUCTANCE RANGE	RATED DC CURRENT	SMT / THT
SBP73		7.2x7.0x3.0	Shielded Geschirmt	0 10 100 1,000 50nH 100nH	20A-50A	SMT
SBP75		7.2x7.0x5.0	Shielded Geschirmt	0 10 100 1,000 72nH 200nH	19A-31A	SMT
SBP84		8.6x6.4x4.5	Shielded Geschirmt	0 10 100 1,000 150nH 200nH	15A-15A	SMT
SBP1005		10.2x7.0x5.0	Shielded Geschirmt	0 10 100 1,000 100nH 200nH	30A-80A	SMT
SBP1308		13.5x13.0x8.0	Shielded Geschirmt	0 10 100 1,000 210nH 440uH	32A-71A	SMT

INDUCTOR SELECTION GUIDE

Power Inductor Semi-Shielded - SMT

SQH series is designed to provide a good balance of height and performance within miniature inductor offering. This series featured with low profile, low DC resistance, high rated current, and most important one; cost effective solution.

TYPE		DIMENSIONS (mm) Max.	Structure	INDUCTANCE RANGE	RATED DC CURRENT	SMT / THT
Size		(L)x(W)x(Ht)				
SQH2010S		2.2x1.8x1.02	Semi-Shielded Teigeschirmt		0.28A-1.26A	SMT
SQH2012S		2.1x2.1x1.2	Semi-Shielded Teigeschirmt		1.10A-1.90A	SMT
SQH2510S		2.7x2.2x1.02	Semi-Shielded Teigeschirmt		0.45A-1.98A	SMT
SQH2512S		2.7x2.2x1.2	Semi-Shielded Teigeschirmt		0.85A-1.00A	SMT
SQH3010SHP		3.1x3.1x1.0	Semi-Shielded Teigeschirmt		0.38A-1.70A	SMT
SQH3012SHP		3.1x3.1x1.2	Semi-Shielded Teigeschirmt		0.50A-2.20A	SMT
SQH3015S		3.1x3.1x1.5	Semi-Shielded Teigeschirmt		0.32A-2.10A	SMT
SQH4010S		4.2x4.2x1.0	Semi-Shielded Teigeschirmt		0.24A-1.80A	SMT
SQH4012S		4.2x4.2x1.2	Semi-Shielded Teigeschirmt		0.35A-2.50A	SMT
SQH4018S		4.2x4.2x1.8	Semi-Shielded Teigeschirmt		0.27A-4.00A	SMT
SQH5012S		5.2x5.2x1.2	Semi-Shielded Teigeschirmt		1.20A-4.50A	SMT
SQH5020S		5.2x5.2x2.0	Semi-Shielded Teigeschirmt		0.90A-4.00A	SMT
SQH5040S		5.2x5.2x4.1	Semi-Shielded Teigeschirmt		1.10A-6.00A	SMT
SQH6012S		6.2x6.2x1.2	Semi-Shielded Teigeschirmt		0.35A-2.10A	SMT
SQH6020S		6.2x6.2x2.0	Semi-Shielded Teigeschirmt		1.05A-5.50A	SMT

INDUCTOR SELECTION GUIDE

Power Inductor Semi-Shielded / Shielded - SMT

SQH series is designed to provide a good balance of height and performance within miniature inductor offering. This series featured with low profile, low DC resistance, high rated current, and most important one; cost effective solution.

TYPE		DIMENSIONS (mm) Max.	Structure	INDUCTANCE RANGE	RATED DC CURRENT	SMT / THT
Size		(L)x(W)x(Ht)		0 10 100 1,000 0.9uH 100uH		
SQH6028S		6.2x6.2x2.8	Shielded Geschirmt	0 10 100 1,000 0.9uH 100uH	0.62A-6.60A	SMT
SQH6045S		6.2x6.2x4.5	Shielded Geschirmt	0 10 100 1,000 1.0uH 100uH	0.80A-8.50A	SMT
SQH8040S		8.2x8.2x4.2	Shielded Geschirmt	0 10 100 1,000 0.9uH 100uH	0.75A-11.0A	SMT
Size		(L)x(W)x(Ht)	Structure	INDUCTANCE RANGE	RATED DC CURRENT	SMT / THT
SQH104CS		10.3x10.5x4.0	Shielded Geschirmt	0 10 100 1,000 1.5uH 300uH	0.70A-10.0A	SMT
SQH107CS		10.5x10.5x7.1	Shielded Geschirmt	0 10 100 1,000 2.2uH 470uH	0.7A-9.8A	SMT
SQH125CS		12.5x12.5x6.0	Shielded Geschirmt	0 10 100 1,000 1.3uH 1000uH	0.40A-8.0A	SMT
SQH127CS		12.5x12.5x8.0	Shielded Geschirmt	0 10 100 1,000 1.2uH 1000uH	0.55A-9.8A	SMT
Size		(L)x(W)x(Ht)	Structure	INDUCTANCE RANGE	RATED DC CURRENT	SMT / THT
SDC2D09		3.2x3.2x1.0	Shielded Geschirmt	0 10 100 1,000 1.2uH 10uH	0.28A-0.80A	SMT
SDC2D11HP		3.2x3.2x1.2	Shielded Geschirmt	0 10 100 1,000 1.5uH 10uH	520mA-1300mA	SMT
SDC2D14HPS		3.2x3.2x1.6	Shielded Geschirmt	0 10 100 1,000 1.0uH 330uH	100mA-2000mA	SMT
SDC2D18HP		3.2x3.2x2.0	Shielded Geschirmt	0 10 100 1,000 1.7uH 15uH	700mA-1850mA	SMT
SDC3D11HP		4.0x4.0x1.2	Shielded Geschirmt	0 10 100 1,000 1.5uH 22uH	530mA-2000mA	SMT
SDC3D14HPS		4.0x4.0x1.5	Shielded Geschirmt	0 10 100 1,000 1.0uH 22uH	650mA-2600mA	SMT

INDUCTOR SELECTION GUIDE

Power Inductors Shielded - SMT

The Shielded Inductors are wire-wound, surround by the ferrite core which is suitable for cost-critical mass applications and the surface-mounting capability. Coilmaster also provide the customized inductor for you.

TYPE		DIMENSIONS (mm) Max.	Structure	INDUCTANCE RANGE	RATED DC CURRENT	SMT / THT
Size		(L)x(W)x(H)				
SDC3D16HPS		4.0x4.0x1.8	Shielded Geschirmt		460mA-2000mA	SMT
SDC3D18		4.0x4.0x2.0	Shielded Geschirmt		400mA-2800mA	SMT
SDC3D28		4.0x4.0x3.0	Shielded Geschirmt		280mA-2000mA	SMT
SDC4D14HP		5.0x5.0x1.5	Shielded Geschirmt		510mA-2.25A	SMT
SDC4D18		5.0x5.0x2.0	Shielded Geschirmt		140mA-1.72A	SMT
SDC4D22HP		5.0x5.0x2.4	Shielded Geschirmt		480mA-4.2A	SMT
SDC4D28		5.0x5.0x3.0	Shielded Geschirmt		220mA-2.56A	SMT
SDC4D38		5.0x5.0x4.0	Shielded Geschirmt		680mA-13.00A	SMT
SDC5D18		6.0x6.0x2.0	Shielded Geschirmt		360mA-1.95A	SMT
SDC5D23		6.0x6.0x2.5	Shielded Geschirmt		87mA-5.4A	SMT
SDC5D28		6.0x6.0x3.0	Shielded Geschirmt		420mA-2.60A	SMT
SDC5D33		6.0x6.0x3.5	Shielded Geschirmt		74mA-2.8mA	SMT
SDC6D28		7.0x7.0x3.0	Shielded Geschirmt		0.54A-3.0A	SMT
SDC6D38		7.0x7.0x4.0	Shielded Geschirmt		0.65A-3.5A	SMT

INDUCTOR SELECTION GUIDE

Power Inductors Shielded / Unshielded - SMT

The Shielded Inductors are wire-wound, surround by the ferrite core which is suitable for cost-critical mass applications and the surface-mounting capability. Coilmaster also provide the customized inductor for you.

TYPE		DIMENSIONS (mm) Max.	Structure	INDUCTANCE RANGE	RATED DC CURRENT	SMT / THT
Size		(L)x(W)x(Ht)				
SDC8D28HP		8.3x8.3x3.0	Shielded Geschirmt		1.30A-6.50A	SMT
SDC8D38		8.3x8.3x4.0	Shielded Geschirmt		1.05A-7.0A	SMT
SDC8D43HP		8.3x8.3x4.7	Shielded Geschirmt		1.6A-12.6A	SMT
SDC8D58LD		8.3x8.3x6.0	Shielded Geschirmt		0.8A-4.7A	SMT
Size		(L)x(W)x(Ht)	Structure	INDUCTANCE RANGE	RATED DC CURRENT	SMT / THT
SDC103R		10.3x10.5x3.1	Shielded Geschirmt		0.84A-11.2A	SMT
SDC104RM		10.3x10.5x4.5	Shielded Geschirmt		2.50A-13.6A	SMT
SDC105RHP		10.3x10.5x5.1	Shielded Geschirmt		1.0A-16.0A	SMT
Size		(L)x(W)x(Ht)	Structure	INDUCTANCE RANGE	RATED DC CURRENT	SMT / THT
SDR31		3.8x3.3x1.45	Unshielded Ungeschirmt		0.10A-1.00A	SMT
SDR32		3.8x3.3x2.5	Unshielded Ungeschirmt		0.28A-2.08A	SMT
SDR43		4.8x4.3x3.7	Unshielded Ungeschirmt		0.37A-2.56A	SMT
SDR54		6.1x5.5x4.8	Unshielded Ungeschirmt		0.35A-1.44A	SMT
SDR73		8.1x7.3x3.8	Unshielded Ungeschirmt		0.28A-1.44A	SMT
SDR75		8.1x7.3x5.5	Unshielded Ungeschirmt		0.34A-2.3A	SMT

INDUCTOR SELECTION GUIDE

Power Inductors Semi-Shielded / Unshielded - SMT

The Shielded Inductors are wire-wound, surround by the ferrite core which is suitable for cost-critical mass applications and the surface-mounting capability. Coilmaster also provide the customized inductor for you.

TYPE		DIMENSIONS (mm) Max.	Structure	INDUCTANCE RANGE	RATED DC CURRENT	SMT / THT
Size		(L)x(W)x(Ht)		0 10 100 1,000 10uH 560uH		
SDR104		10.3x9.3x4.5	Unshielded Ungeschirmt	0 10 100 1,000 10uH 560uH	0.32A-2.38A	SMT
SDR105		10.3x9.3x5.9	Unshielded Ungeschirmt	0 10 100 1,000 10uH 820uH	0.24A-2.60A	SMT
Size		(L)x(W)x(Ht)	Structure	INDUCTANCE RANGE	RATED DC CURRENT	SMT / THT
SDR0504K		5.8x4.8	Unshielded Ungeschirmt	0 10 100 1,000 1.2uH 820uH	0.2A-7.3A	SMT
SDR0705K		7.8x5.3	Unshielded Ungeschirmt	0 10 100 1,000 1.5uH 4700uH	0.15A - 9.1A	SMT
SDR0905K		9.8x5.8	Unshielded Ungeschirmt	0 10 100 1,000 1.5uH 4700uH	0.24A-10A	SMT
SDR1307K		13.3x7.3	Unshielded Ungeschirmt	0 10 100 1,000 1.5uH 1000uH	1.0A-20A	SMT
Size		(L)x(W)x(Ht)	Structure	INDUCTANCE RANGE	RATED DC CURRENT	SMT / THT
SDR32S		3.8x3.3x2.5	Semi-Shielded Teigeschirmt	0 10 100 1,000 0.33uH 33uH	0.62A-5.70A	SMT
SDR54S		6.1x5.5x4.8	Semi-Shielded Teigeschirmt	0 10 100 1,000 1.0uH 100uH	0.8A-8.50A	SMT
SDR74S		8.1x7.3x4.0	Semi-Shielded Teigeschirmt	0 10 100 1,000 0.5uH 100uH	1.0A-12.0A	SMT
SDR105S		10.3x9.3x5.9	Semi-Shielded Teigeschirmt	0 10 100 1,000 1.5uH 330uH	0.7A-10.0A	SMT

INDUCTOR SELECTION GUIDE

Power Inductors Shielded - SMT

The Shielded Inductors are wire-wound, surround by the ferrite core which is suitable for cost-critical mass applications and the surface-mounting capability. Coilmaster also provide the customized inductor for you.

TYPE		DIMENSIONS (mm) Max.	Structure	INDUCTANCE RANGE	RATED DC CURRENT	SMT / THT
Size		(L)x(W)x(Ht)				
SDS4012EHP		4.4x4.4x1.25	Shielded Geschirmt		500mA-3000mA	SMT
SDS4015EHP		4.4x4.4x1.6	Shielded Geschirmt		520mA-3000mA	SMT
SDS4018EHP		4.4x4.4x1.8	Shielded Geschirmt		400mA-3200mA	SMT
SDS5020		5.2x5.2x2.0	Shielded Geschirmt		230mA-2.15A	SMT
SDS5030A		5.2x5.2x3	Shielded Geschirmt		430mA-3.87A	SMT
SDS603B		6.8x6.8x3.3	Shielded Geschirmt		130mA-3.5A	SMT
SDS604B		6.8x6.8x4.8	Shielded Geschirmt		150mA-3.95A	SMT
SDS63		6.9x6.5x3	Shielded Geschirmt		190mA-1.94A	SMT
SDS65		6.9x6.5x5	Shielded Geschirmt		140mA-1.35A	SMT
SDS73H		7.6x7.6x3.55	Shielded Geschirmt		0.25A-14.4A	SMT
SDS74H		7.6x7.6x4.5	Shielded Geschirmt		0.31A-18.4A	SMT
SDS124H		12.5x12.5x4.5	Shielded Geschirmt		0.53A-24.4A	SMT
SDS125H		12.5x12.5x6.0	Shielded Geschirmt		0.069A-33.0A	SMT
SDS127H		12.5x12.5x8.0	Shielded Geschirmt		1.14A-56.0A	SMT
SDS129		12.5x12.5x10.0	Shielded Geschirmt		1.5A-25.0A	SMT

INDUCTOR SELECTION GUIDE

Power Inductors Shielded / Dual-Winding - SMT

The Shielded Inductors are wire-wound, surround by the ferrite core which is suitable for cost-critical mass applications and the surface-mounting capability. Coilmaster also provide the customized inductor for you.

TYPE		DIMENSIONS (mm) Max.	Structure	INDUCTANCE RANGE	RATED DC CURRENT	SMT / THT
Size		(L)x(W)x(Ht)		0 10 100 1,000 1.0uH 1000uH		
SDS1608		6.6x4.45x2.92	Shielded Geschirmt	0 10 100 1,000 1.0uH 1000uH	20mA-3A	SMT
SDS0805		10.7x8.2x4.8	Shielded Geschirmt	0 10 100 1,000 2.2uH 1000uH	0.15A-2.5A	SMT
SDS3316		12.95x9.4x5.2	Shielded Geschirmt	0 10 100 1,000 1.0uH 1000uH	0.32-5.6A	SMT
SDS5022		18.54x15.24x7.62	Shielded Geschirmt	0 10 100 1,000 10uH 1000uH	0.8A-18A	SMT
Size		(L)x(W)x(Ht)	Structure	INDUCTANCE RANGE	RATED DC CURRENT	SMT / THT
SDS73BQ		7.6x7.6x3.55	Dual-Winding	0 10 100 1,000 0.33uH 1000uH	0.25A-14.4A	SMT
SDS74BQ		7.6x7.6x4.45	Dual-Winding	0 10 100 1,000 0.33uH 1000uH	0.31A-18.4A	SMT
SDS125BQ		12.5x12.5x6.0	Dual-Winding	0 10 100 1,000 0.47uH 1000uH	0.70A-33.0A	SMT
SDS127BQ		12.5x12.5x8.0	Dual-Winding	0 10 100 1,000 0.47uH 1000uH	1.14A-56.0A	SMT
Size		(L)x(W)x(Ht)	Structure	INDUCTANCE RANGE	RATED DC CURRENT	SMT / THT
SBS7028		7.6x7.6x3.0	Shielded Geschirmt	0 10 100 1,000 3.3uH 47uH	0.54A-1.6A	SMT
SBS7032		7.6x7.6x3.4	Shielded Geschirmt	0 10 100 1,000 3.3uH 1000uH	0.13A-1.9A	SMT
SBS7045		7.6x7.6x4.8	Shielded Geschirmt	0 10 100 1,000 3.3uH 1000uH	0.14A-2.5A	SMT
SBS7055		7.6x7.6x5.8	Shielded Geschirmt	0 10 100 1,000 1.5uH 22uH	1.70A-6.2A	SMT
SBS10145		10.4x10.4x4.8	Shielded Geschirmt	0 10 100 1,000 3.3uH 1500uH	0.22A-4.9A	SMT

INDUCTOR SELECTION GUIDE

Power Inductors Shielded / Unshielded - SMT

Unshielded Power Inductors provides with wide range inductance and several sizes for customer in order to satisfy different requirement. Coilmaster also provide the customized unshielded inductor for you.

TYPE		DIMENSIONS (mm) Max.	Structure	INDUCTANCE RANGE	RATED DC CURRENT	SMT / THT
Size		(L)x(W)x(Ht)				
SBS12555		12.8x12.8x5.8	Shielded Geschirmt		0.29A-3.6A	SMT
SBS12565		12.8x12.8x6.95	Shielded Geschirmt		1.0A-10A	SMT
SBS12575		12.8x12.8x7.85	Shielded Geschirmt		1.3A-13A	SMT
Size		(L)x(W)x(Ht)	Structure	INDUCTANCE RANGE	RATED DC CURRENT	SMT / THT
SDH1608X		6.6x4.45x2.92	Unshielded Ungeschirmt		0.1A-2.9A	SMT
SDH1813		9.19x6.4x5.3	Unshielded Ungeschirmt		0.87A-14A	SMT
SDH3316		13.5x9.91x6.35	Unshielded Ungeschirmt		0.5A-28A	SMT
SDH5022		22.65x16.56x8.3	Unshielded Ungeschirmt		8A-30A	SMT
SDH5040		22.65x16.26x12	Unshielded Ungeschirmt		15.9A-33.4A	SMT
Size		(L)x(W)x(Ht)	Structure	INDUCTANCE RANGE	RATED DC CURRENT	SMT / THT
SDO1608		6.6x4.45x2.92	Unshielded Ungeschirmt		0.1A-2.9A	SMT
SDO3308		12.95x9.4x3.0	Unshielded Ungeschirmt		0.29A-4.2A	SMT
SDO3316		12.95x9.4x5.2	Unshielded Ungeschirmt		0.3A-9.0A	SMT
SDO3340		12.95x9.4x11.4	Unshielded Ungeschirmt		0.8A-8.0A	SMT
SDO5022		18.54x5.24x7.11	Unshielded Ungeschirmt		1A-20A	SMT

INDUCTOR SELECTION GUIDE

Power Inductors Unshielded - SMT

Unshielded Power Inductors provides with wide range inductance and several sizes for customer in order to satisfy different requirement. Coilmaster also provide the customized unshielded inductor for you.

TYPE		DIMENSIONS (mm) Max.	Structure	INDUCTANCE RANGE	RATED DC CURRENT	SMT / THT
Size		(L)x(W)x(H)				
SDO5010		18.54x15.24x8.0	Unshielded Ungeschirmt		1A-30A	SMT
SDO5040		18.54x15.24x12.0	Unshielded Ungeschirmt		5.6A-13.8A	SMT

INDUCTOR SELECTION GUIDE

Common Mode Choke / Line Filters

SMD / THT Common Mode Choke are designed to suppress EMI in applications. These common mode choke are designed to provide superior performance in various applications. They are used to filter noise, and eliminate radiated.

TYPE	DIMENSIONS (mm) Max.	Structure	INDUCTANCE RANGE	RATED DC CURRENT	SMT / THT
Size	(L)x(W)x(Ht)		0 10 100 1,000 25n 90n		
MM1210	1.4x1.2x0.9	Shielded Geschirmt	0 10 100 1,000 25n 90n	300mA-300mA	SMT
MM1608	1.7x0.95x1.2	Shielded Geschirmt	0 10 100 1,000 25n 225n	500mA-500mA	SMT
MM2012	2.2x1.4x1.1	Shielded Geschirmt	0 10 100 1,000 67n 370n	280mA-400mA	SMT
MM3216	3.4x1.8x1.1	Shielded Geschirmt	0 10 100 1,000 90n 2200n	200mA-370mA	SMT
MM3225	3.2x2.5x2.2	Shielded Geschirmt	0 10 100 1,000 80n 1000n	1.0A-2.0A	SMT
MM4532	4.5x3.2x2.8	Shielded Geschirmt	0 10 100 1,000 300n 2000n	0.1A-0.25A	SMT
Size	(L)x(W)x(Ht)	Structure	INDUCTANCE RANGE	RATED DC CURRENT	SMT / THT
SMM4616	4.9x5.8x1.8	Shielded Geschirmt	0 10 100 1,000 35n 350n	2.0A-2.0A	SMT
SMM5050	5.3x8.8x5.3	Shielded Geschirmt	0 10 100 1,000 600n 2200n	2.5A-4.0A	SMT
SMM7530	7.8x6.3x3.3	Shielded Geschirmt	0 10 100 1,000 600n 700n	2.0A-2.0A	SMT
SMM1005	10.3x8.3x5.3	Shielded Geschirmt	0 10 100 1,000 500n 2000n	2.0A-4.0A	SMT
Size	(L)x(W)x(Ht)	Structure	INDUCTANCE RANGE	RATED DC CURRENT	SMT / THT
MM25203P	2.5x2.0x1.2	Shielded Geschirmt	0 10 100 1,000 600n 1000n	0.15-0.2A	SMT/3line
MM322553P	3.2x2.5x1.8	Shielded Geschirmt	0 10 100 1,000 600n	0.1A-0.1A	SMT/3line

INDUCTOR SELECTION GUIDE

Common Mode Choke / Line Filters



SMD / THT Common Mode Choke are designed to suppress EMI in applications. These common mode choke are designed to provide superior performance in various applications. They are used to filter noise, and eliminate radiated.

TYPE		DIMENSIONS (mm) Max.	Structure	INDUCTANCE RANGE	RATED DC CURRENT	THT
Size		(L)x(W)x(Ht)		0 10 100 1,000		
RS7080		7.5x6.4x8.0	Shielded Geschirmt	0 10 100 1,000 40uH 80uH	500mA-500mA	THT
Common Mode Choke		(L)x(W)x(Ht)	Structure	INDUCTANCE RANGE	RATED DC CURRENT	THT
UU9.8LF		16x11x16.5	Shielded Geschirmt	0 10 100 1,000 0.7mH 43mH	500mA	THT
UU9.8LFH		14.5x16.5x11.3	Shielded Geschirmt	0 10 100 1,000 0.7mH 43mH	500mA	THT
UU10.5LF		18.5x17x22	Shielded Geschirmt	0 10 100 1,000 1.5mH 43mH	300mA-2000mA	THT
UU15.7LF		23x19x28	Shielded Geschirmt	0 10 100 1,000 2.2mH 80mH	400mA-2200mA	THT
Common Mode Choke		(L)x(W)x(Ht)	Structure	INDUCTANCE RANGE	RATED DC CURRENT	THT
UT20LF		22x17x23	Shielded Geschirmt	0 10 100 1,000 1.2mH 33mH	300mA-2000mA	THT
Common Mode Choke		(L)x(W)x(Ht)	Structure	INDUCTANCE RANGE	RATED DC CURRENT	THT
ET24LFH		14.5x16.5x11.3	Shielded Geschirmt	0 10 100 1,000 2.3mH 62mH	300mA-2400mA	THT
ET28LFH		19.0x16.0x20.5	Shielded Geschirmt	0 10 100 1,000 2.3mH 78mH	600mA-4300mA	THT
Common Mode Choke		(L)x(W)x(Ht)	Structure	INDUCTANCE RANGE	RATED DC CURRENT	SMT / THT
CMT2510B		33x21.13x37.8	Shielded Geschirmt	0 10 100 1,000 1.0mH 20mH	2A-10A	THT
CMT3615B		45.7x24.9x45.7	Shielded Geschirmt	0 10 100 1,000 2.0mH 48.3mH	0.71A-1.85A	THT

INDUCTOR SELECTION GUIDE

Common Mode Choke / Line Filters

SMD / THT Common Mode Choke are designed to suppress EMI in applications. These common mode choke are designed to provide superior performance in various applications. They are used to filter noise, and eliminate radiated.




TYPE		DIMENSIONS (mm) Max.	Structure	INDUCTANCE RANGE	RATED DC CURRENT	SMT
Size		(L)x(W)x(Ht)		0 10 100 1,000		
SLF95		9.5x6.3x5.3	Shielded Geschirmt	0 10 100 1,000 0.01mH 6.5mH	300mA-1600mA	SMT
STC1104		11.4x11.4x4.19	Shielded Geschirmt	0 10 100 1,000 0.4uH 300uH	0.22A-5.5A	SMT
STC1106		11.4x11.4x5.97	Shielded Geschirmt	0 10 100 1,000 0.54uH 300uH	0.42A-5.9A	SMT
SMM1205B		12.7x15.0x6.0	Shielded Geschirmt	0 10 100 1,000 200uH 1470uH	1.22A-14.0A	SMT
SMM1710B		17.0x19.5x10.0	Shielded Geschirmt	0 10 100 1,000 880uH 1170uH	0.9A-0.9A	SMT



INDUCTOR SELECTION GUIDE

Wirewound Chip Inductor


Coilmaster provides the full range of wire wound inductor, in a variety of sizes and specifications ensuring durable and trouble-free use. The size from 1005(0204) to 5650(2220).

TYPE		DIMENSIONS (mm) Max.	Structure	INDUCTANCE RANGE	RATED DC CURRENT	SMT / THT	
Size		(L)x(W)x(H)					
MS1005		1.1x0.6x0.6	Ceramic	1.0nH - 100nH	30mA-1.36A	SMT	
MS1005HP		1.1x0.65x0.6	Ceramic	2.2nH - 120nH	50mA-960mA	SMT	
MS1608		1.8x1.0x1.0	Ceramic	1.6nH - 390nH	100mA-700mA	SMT	
MS2012		2.2x1.4x1.1	Ceramic	2.8nH - 820nH	180mA-800mA	SMT	
MS2012HQ		2.29x1.73x1.52	Ceramic	2.5nH - 51nH	1000mA-1600mA	SMT	
MS2520			2.92x2.50x2.03	Ceramic	0.0039uH - 8.2uH	170mA-1000mA	SMT
MS2520HQ			2.92x2.92x2.03	Ceramic	3.0nH - 100nH	1000mA-1600mA	SMT
MS3225		3.56x2.79x2.03	Ceramic	0.0047uH - 2.2uH	150mA-1000mA	SMT	
MS1608LC		1.8x1.2x1.1	Ferrite	0.0047uH - 10uH	400mA-1800mA	SMT	
MS1608LS		1.8x1.2x1.1	Ferrite	1.0uH - 22uH	200mA-800mA	SMT	
MS2012LC		2.4x1.65x1.3	Ferrite	1.0uH - 100uH	100mA-1100mA	SMT	
MS2520LC		2.9x2.54x2.03	Ferrite	0.47uH - 47uH	320mA-2400mA	SMT	
MS2520LS		2.9x2.54x2.03	Ferrite	0.22uH - 100uH	200mA-920mA	SMT	
MS3225LC		3.6x2.9x2.4	Ferrite	1.0uH - 680uH	100mA-2600mA	SMT	

INDUCTOR SELECTION GUIDE

Chip Inductors / Chip Beads

Chip Beads is available in a variety of sizes and specifications ensuring durable and trouble-free use. It could suppresses or filter high frequency noise in electronic circuits.

TYPE		DIMENSIONS (mm) Max.	Structure	INDUCTANCE RANGE	RATED DC CURRENT	SMT / THT
Size		(L)x(W)x(Ht)		0 10 100 1,000		
MW2520		2.7x2.2x2.4	Ferrite	0 10 100 1,000 1.0uH 100uH	60mA-245mA	SMT
MW3225		3.6x2.7x3.1	Ferrite	0 10 100 1,000 0.1uH 100uH	40mA-450mA	SMT
MW4532		4.8x3.4x4.4	Ferrite	0 10 100 1,000 0.1H 1000H	30mA-800mA	SMT
MW5650		5.6x5.3x5.3	Ferrite	0 10 100 1,000 1.0uH 1000uH	25mA-1800mA	SMT
Size		(L)x(W)x(Ht)	Structure	INDUCTANCE RANGE	RATED DC CURRENT	SMT / THT
MF0603		0.63x0.33x0.33	Ceramic	0 10 100 1,000 1.0nH 39nH	50mA-250mA	SMT
MF0603T		0.65x0.35x0.28	Ceramic	0 10 100 1,000 1.0nH 10nH	80mA-300mA	SMT
MF1005T		1.05x0.55x0.37	Ceramic	0 10 100 1,000 0.2nH 8nH	220mA-800mA	SMT
MF1005		1.1x0.6x0.6	Ceramic	0 10 100 1,000 1.0nH 120nH	100mA-300mA	SMT
MF1608		1.8x1.0x1.0	Ceramic	0 10 100 1,000 1.0nH 270nH	200mA-250mA	SMT
Size		(L)x(W)x(Ht)	Structure	INDUCTANCE RANGE	RATED DC CURRENT	SMT / THT
ML1608		1.8x1.0x1.0	Shielded Geschirmt	0 10 100 1,000 0.047uH 15uH	1mA-50mA	SMT
ML2012		2.2x1.4x1.1	Shielded Geschirmt	0 10 100 1,000 0.047uH 33uH	5mA-300mA	SMT

INDUCTOR SELECTION GUIDE

Chip Inductors / Chip Beads

Chip Beads is available in a variety of sizes and specifications ensuring durable and trouble-free use. It could suppresses or filter high frequency noise in electronic circuits.

TYPE		DIMENSIONS (mm) Max.	Structure	INDUCTANCE RANGE	RATED DC CURRENT	SMT / THT
Size		(L)x(W)x(Ht)				
	MB1005	1.1x0.6x0.6	Shielded Geschirmt		150mA-400mA	SMT
	MB1608	1.8x1.0x1.0	Shielded Geschirmt		100mA-400mA	SMT
	MB2012	2.2x1.45x1.1	Shielded Geschirmt		100mA-600mA	SMT
	MI3216	3.4x1.8x1.3	Shielded Geschirmt		1000mA-3000mA	SMT
	MI4516	4.7x1.8x1.8	Shielded Geschirmt		2000mA-8000mA	SMT
	MI8530	8.7x3.25x2.48	Shielded Geschirmt		10000mA	SMT
	MA3216	3.4x1.8x1.1	Shielded Geschirmt		50mA-350mA	SMT
Size		(L)x(W)x(Ht)	Structure	INDUCTANCE RANGE	RATED DC CURRENT	SMT / THT
	SMB455625	4.8x5.6x3.0	Shielded Geschirmt		5000mA	SMT / 2 line
	SMB784730	7.8x4.75x3.55	Shielded Geschirmt		5000mA	SMT
	SMB403025	4.3x3.2x2.7	Shielded Geschirmt		5000mA	SMT
	SMB853025	8.65x3.2x2.7	Shielded Geschirmt		5000mA	SMT

INDUCTOR SELECTION GUIDE

Lan Transformer / LAN Magnetics

Coilmaster Electronics produce wide range of Ethernet Magnetic, such as SMD thin Magnetic Transformer, LAN Module (RJ45), Telecom Transformer and other Lan Magnetics.

TYPE		DIMENSIONS (mm) Max.	Structure	INDUCTANCE RANGE & RATED DC CURRENT	BASE	SMT / THT
Size		(L)x(W)x(Ht)				
TM1702M		12.8x9.5x5.7	LAN Transformers	10 /100BASE-T Single Port Surface Mount Magnetics	10/100 BASE	SMT
TM4100		28.79x16.04x5.84	LAN Transformers	10 /100 base T PC CARD LAN Magnetics	10/100 BASE	SMT
S316200		12.7x6.73x5.97	LAN Transformers	Gigabit T Single Port	Gigabit	SMT
LAN Magnetics		(L)x(W)x(Ht)	Structure	INDUCTANCE RANGE & RATED DC CURRENT	BASE	SMT / THT
RJ321621-LF		21.5x16x13.6	RJ45 Jack	10/100 Base-Tab-Up RJ45 Jack	10/100 BASE	THT
RJ31D0026-LF		16.7x16x16.9	RJ45 Jack	Vertical RJ45 With 10/100 TX Magnetic	10/100 BASE	THT
RJ32-0011-LF		21.3x16x13.4	RJ45 Jack	10/100Base-TX RJ45 Tab-Down Integrated Jack	10/100 BASE	THT
RJ32G1630XA-LF		21.5x16x13.6	RJ45 Jack	10/100/1000 Magnetic Tab-Up RJ45 Jack	10/100/1000 BASE	THT
RJ31-19201-LF		21.05x16x13.05	RJ45 Jack	Surface Mount 1X1 Tab-Up 10/100 Magnetics	10/100 BASE	THT
RJ32K0025-LF		33.02x16.6x13.5	RJ45 Jack	10/100/1000 Tab-Up RJ45 With Integrated	10/100/1000 BASE	THT
RJ32G080X-LF		21.3x16x13.4	RJ45 Jack	Gigabit Magnetic Tab-Down RJ45 Jack	Gigabit	THT
RJ32-U3101-LF		25.9x16.8x20.8	RJ45 Jack	10/100 Base-TX Jack/ Single USB Combo	10/100 BASE	THT
RJ32-U4101-LF		26.09x17.07x29.72	RJ45 Jack	10/100 Base-TX Jack / Dual USB Combo	10/100 BASE	THT
RJ32GX6806-LF		21.3x58.87x13.61	RJ45 Jack	1000 Base-T RJ45 1XN Tab-Down Jack	1000 BASE	THT
RJ32-X7201-LF		115.35x28.2x25.5	RJ45 Jack	10/100 Base-T RJ45 2XN Tab-Down(Up) Jack	10/100 BASE	THT

INDUCTOR SELECTION GUIDE

Power Inductors - Through Hole

Coilmaster Electronics have complete production line in field of high current power inductors could use to design in power supply inductor, high saturate current inductor, high power inductor, or other circuit which may require a power inductor.

TYPE	DIMENSIONS (mm) Max.	Structure	INDUCTANCE RANGE	RATED DC CURRENT	SMT / THT
Size	(L)x(W)x(Ht)		0 10 100 1,000 1,0uH 1000uH		
RDR664	6.5x6.5	Unshielded Ungeschirmt	0 10 100 1,000 1,0uH 1000uH	190mA-400mA	THT
RDR855	8.3x5.5	Unshielded Ungeschirmt	0 10 100 1,000 2,5uH 10000uH	81mA-4.50A	THT
RDR875	8.3x7.5	Unshielded Ungeschirmt	0 10 100 1,000 2,2uH 10000uH	84mA-5.80A	THT
RDR895	8.3x9.5	Unshielded Ungeschirmt	0 10 100 1,000 2,5uH 47000uH	38mA-5.00A	THT
RDR10082P	10.5x8.5	Unshielded Ungeschirmt	0 10 100 1,000 2,2uH 1000uH	450mA-7.90A	THT
RDR10102P	10.5x10.5	Unshielded Ungeschirmt	0 10 100 1,000 10uH 1000uH	530mA-5.30A	THT
RDR1014	10.5x14.4	Unshielded Ungeschirmt	0 10 100 1,000 6,3uH 39000uH	90mA-4.30A	THT
RDR1215	12.5x15	Unshielded Ungeschirmt	0 10 100 1,000 10uH 5600uH	470mA-9.80A	THT
RCB0608P	7.5x11	Unshielded Ungeschirmt	0 10 100 1,000 10uH 47000uH	35mA-1.30A	THT
RCB0810HP	9.5x11.5	Unshielded Ungeschirmt	0 10 100 1,000 10uH 18000uH	100mA-4.20A	THT
RCB0912P	10.5x15	Unshielded Ungeschirmt	0 10 100 1,000 10uH 47000uH	30mA-2.80A	THT
RDS664D	6.5x6.5	Shielded Geschirmt	0 10 100 1,000 2,7uH 1000uH	140mA-2.42A	THT
RDS875D	8.3x7.5	Shielded Geschirmt	0 10 100 1,000 1,2uH 10000uH	74mA-4.14A	THT
RDS1008D	10.5x8.5	Shielded Geschirmt	0 10 100 1,000 1,0uH 1000uH	280mA-9.15A	THT
RDS1010D	10.5x10.5	Shielded Geschirmt	0 10 100 1,000 10uH 1000uH	480mA-4.80A	THT

www.coilmaster.com.tw

Coilmaster


Coilmaster

®

Taiwan (Headquarters)

3F No.211, Huan Bei Rd. Chung Li District ,
Taoyuan City, Taiwan

China (Manufacturer Plant)

No.1102, Shixin Road, Nancun Village, Nancun Town,
Panyu Area, Guangzhou China

Tel : +886-3-422-8279

Fax : +886-3-422-8734

Email: info@coilmaster.com.tw

Web : www.coilmaster.com.tw